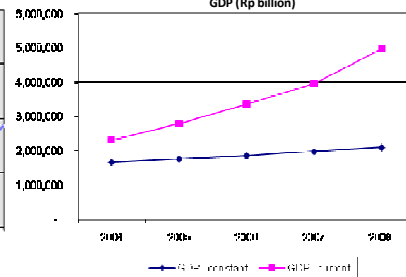
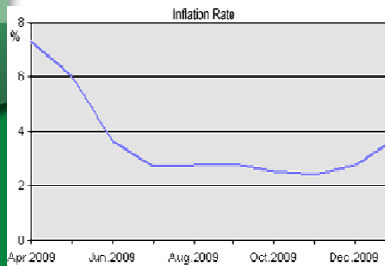
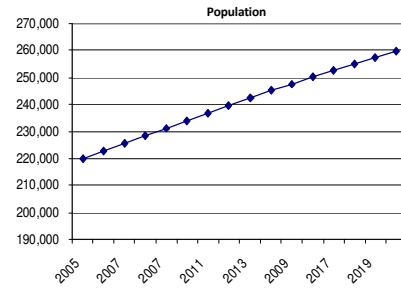
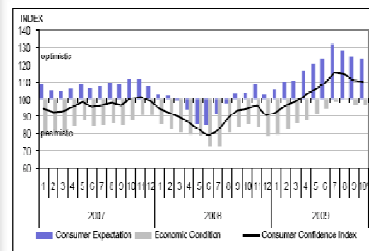


Management Presentation PT Barito Pacific Tbk

Macroeconomic Indicators



Source: BI, BPS

Natural Empowerment

Share Price Performance 2009

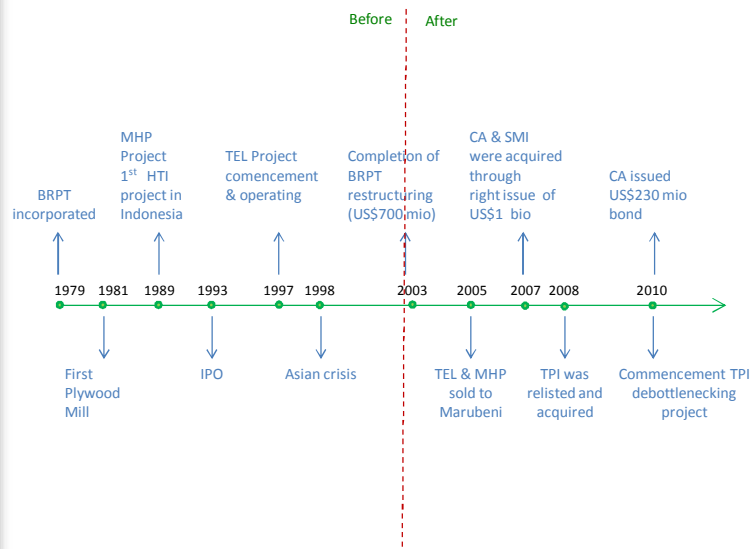
Lowest Price : Rp 450
 Highest Price : Rp 1,710
 Average daily Trading Vol : 22,819,280 shares
 # of Shares Outstanding : 6,979,892,784
 Market Capitalization : Rp9,283,257,402,720
 (end of 2009)
 Local Inst. Investors : 11.36%
 Local Indiv. Investors : 10.12%
 Foreign Investors : 78.52%
 (Founder : 59.9%)

Source : IDX, Sirca Datapro

Natural Empowerment

PT Barito Pacific Tbk 3

Milestones



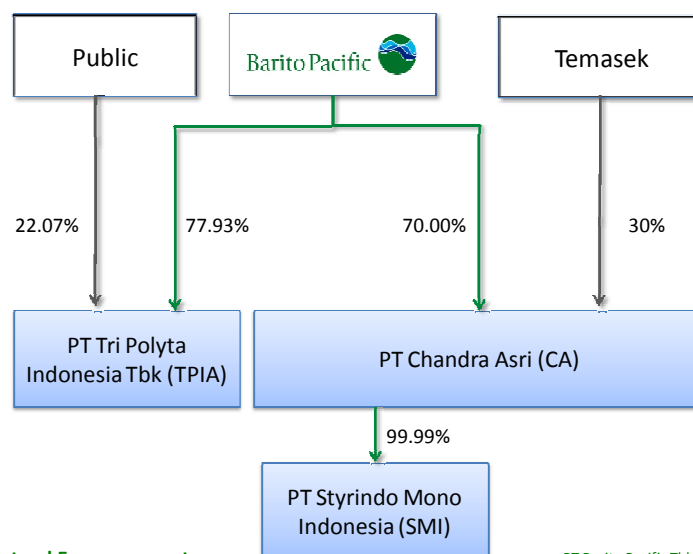
Natural Empowerment

PT Barito Pacific Tbk 4

Valuation of Acquisition

Company	Time of acquisition	EV/ EBITDA		
		Acquired	Actual at acquired year	Est2009
CA	2007	9.33	8.33	8.75
TPIA	2008	3.41	14.00	1.75

Group Corporate Structure



Others

Timber Products

Barito Pacific managed 375,766 ha of land.

Ownership	Location	Area (Ha)	Period (years)	Expiration	Virgin (Ha)
Barito Pacific	Central Kalimantan	64,000	20	2012	39,337
Tunggal Agathis Indah Wood	North Maluku, Gorontalo	97,300	20	2011, 2012	47,643
Mangole Timber Producers	North Maluku, Maluku	214,466	20	2010, 2012	112,919
TOTAL		375,766			199,899

and 93,981 ha of industrial forest concessions

Ownership	Location	Area (Ha)	Period (years)	Expiration
Barito Pacific	East Kalimantan	18,045	60	2069
Rimba Equator Permai	West Kalimantan	17,068	47	2039
Mangole Timber Producers	North Maluku	14,581	45	2043
Kirana Cakrawala	North Maluku	21,265	50	2042
Kalpika Wanatama	North Maluku	23,022	60 -70	2068-2069
TOTAL		93,981		

Natural Empowerment

Vision, Mission and Strategies (1)

Vision

To become a diversified and integrated resource based company that is able to grow and develop sustainably to provide added value to all stakeholders.

Mission

To establish footholds in resource and energy industries and capitalize value through diversification and integration within the industries.

Natural Empowerment

Vision, Mission and Strategies (2)

Strategies

- **B**ased on resource and energy
- **A**chieving balance portfolio
- **R**isk management
- **I**nvesting in CSR programs
- **T**alent cultivation
- **O**ath to promote a green environment

- **G**ood Corporate Governance
- **R**einforcing industry value chain
- **O**rganic and Inorganic growth
- **W**ealth for the stakeholders

Corporate Governance

Board of Commissioners	Size	<ul style="list-style-type: none"> ■ 5 members with 3 independent commissioners.
	Frequency & Attendance	<ul style="list-style-type: none"> ■ The Board of Commissioners meets with BOD on a quarterly basis ■ Average attendance 100%
Board of Directors	Size & Independence	<ul style="list-style-type: none"> ■ The Board of Directors consists of 5 executive members . ■ Requires unanimous vote from all directors to pass important decisions. ■ Management members are selected by the shareholders on the basis of their capabilities and background, and approved in the Annual General Shareholder's Meeting
	Frequency & Attendance	<ul style="list-style-type: none"> ■ Minimum 12 formal meetings a year ■ Attendance 100%
Board Committees	Audit Committee	<ul style="list-style-type: none"> ■ Assisting BOC in its Supervisory Role ■ Committee consists of 3 members with 2 Independent Commissioners ■ Endorses and monitors the execution of internal audit plans ■ Recommends actions based on audit results ■ Holds meeting on a quarterly basis ■ Attendance 100%

Commissioners and Directors



Prajogo Pangestu
President
Commissioner



Harlina Tjandinegara
Commissioner



Didi Achdijat
Independent
Commissioner



F Parno Isworo
Independent
Commissioner



Rifqi Musharnanto
Independent
Commissioner



Loeki S. Putera
President Director



Agus Salim Pangestu
Vice President Director



Henky Susanto
Director



Salwati Agustina
Director



Simon Simansjah
Director

Natural Empowerment

PT Barito Pacific Tbk 11

Key Corporate Strengths

- Operates in the fastest growing economy in south east asia.
- Intimate local knowledge in the growing industries.
- Strong shareholders
- Prudent financial policies
- Preferred local partner
- Steady flow of business opportunities
- Good Corporate Governance
- Experienced and capable management team.

Natural Empowerment

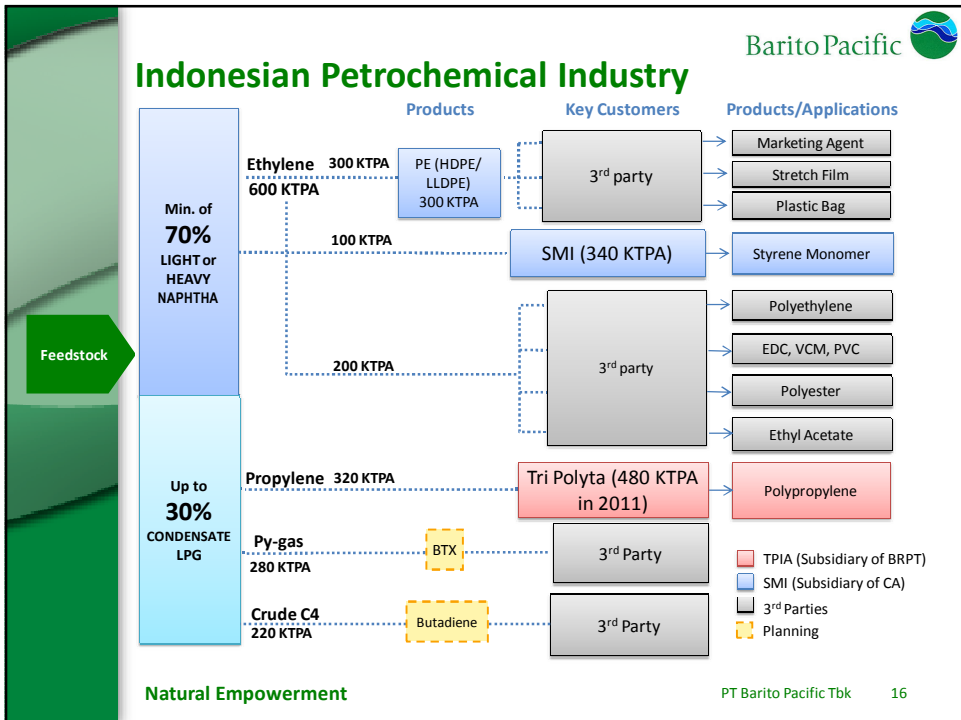
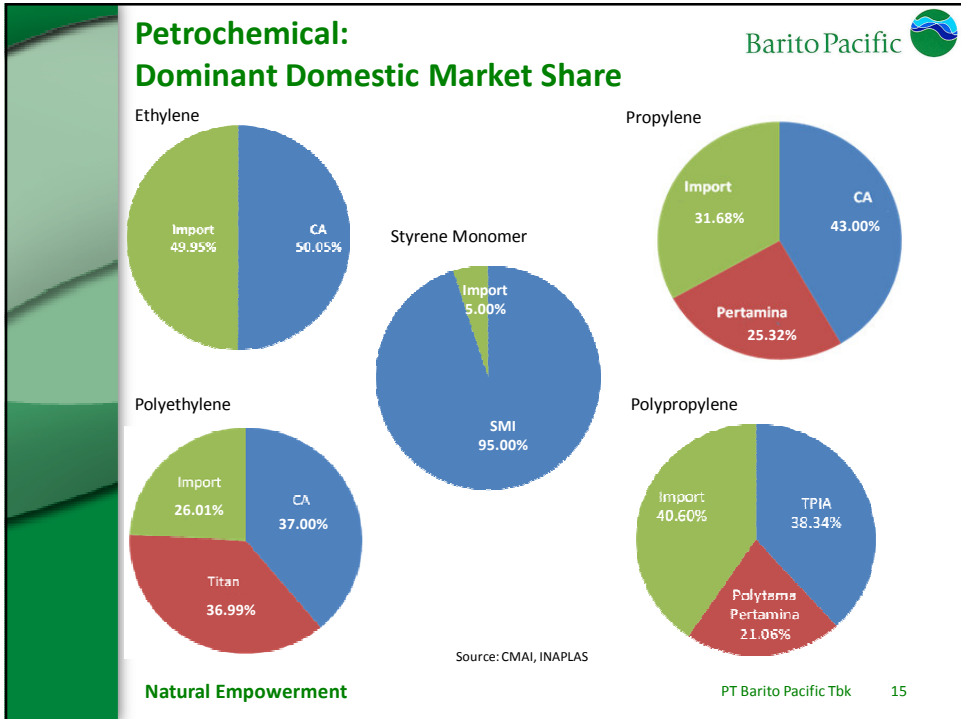
PT Barito Pacific Tbk 12

Petrochemical Sector



Key Credit Strengths

- 1** Dominant market position in Indonesia
- 2** Integrated Petrochemical Company with Diverse Product Portfolio
- 3** Favorable domestic industry environment
- 4** Strong Liquidity Position and Conservative Financial Policies
- 5** Highly professional management and work force
- 6** Strong shareholder Commitment & Corporate Governance



Polymer Products Applications: A Consumer Product Story

Products	Type
Polyethylene	Packaging 79.20%
	Non Packaging 20.80%
Polypropylene	Packaging 79.01%
	Non Packaging 20.99%



Source: INAPLAS

Natural Empowerment

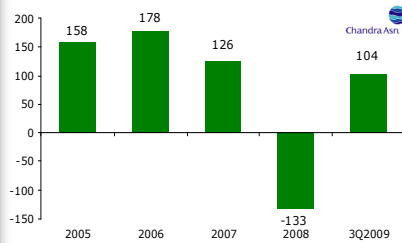
Petrochemical Sector: Chandra Asri

Natural Empowerment

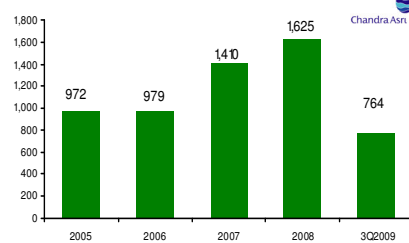
Improving Financial Performance 2005- 3Q2009

Barito Pacific 

EBITDA (US\$ million)



SALES (US\$ million)

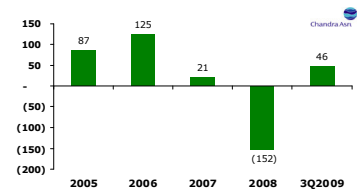


PT Barito Pacific Tbk

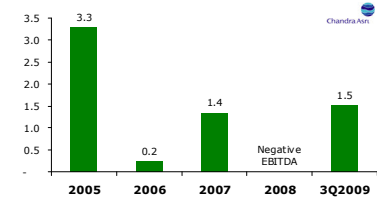
Strengthening Financial Metrics 2005- 3Q2009

Barito Pacific 

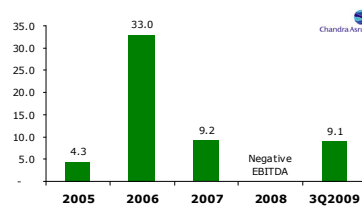
Net Income (US\$ million)



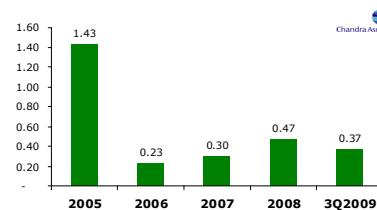
Net Debt^(a) /EBITDA



Interest Coverage Ratio^(b)



Debt to Equity Ratio



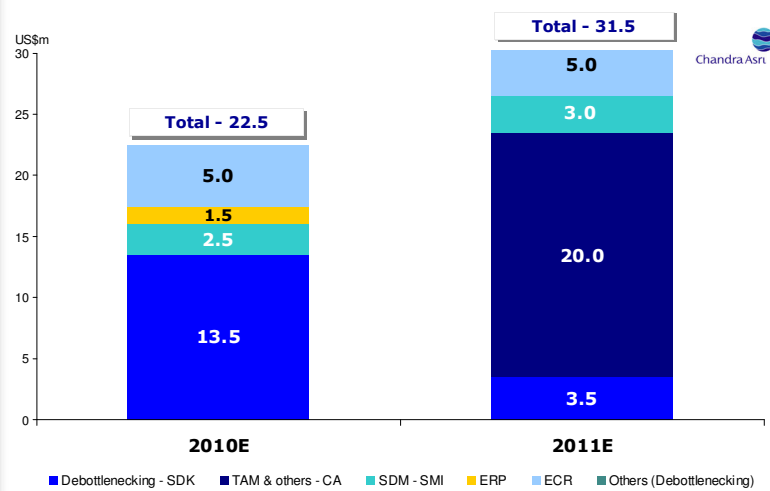
Note:

(a) Net Debt is total debt minus cash and cash equivalents

(b) Interest Coverage Ratio is EBITDA divided by total interest and financial charges

PT Barito Pacific Tbk

Capital Expenditure Plan 2010-2011



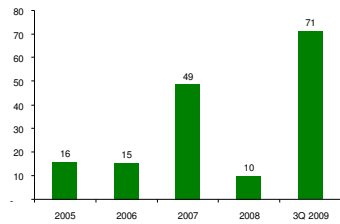
Notes: Capex plan does not include the Butadiene project, the details of which remain to be determined.

PT Barito Pacific Tbk

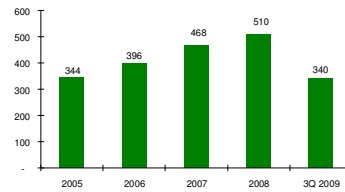
Petrochemical Sector: Tri Polyta

Improving Financial Performance 2005-3Q2009

EBITDA (US\$ million)



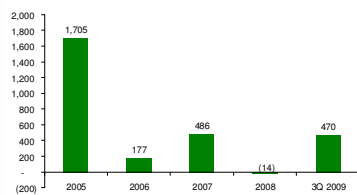
SALES (US\$ million)



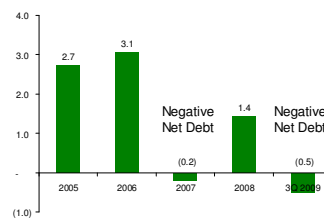
PT Barito Pacific Tbk

Strengthening Financial Metrics 2005-3Q2009

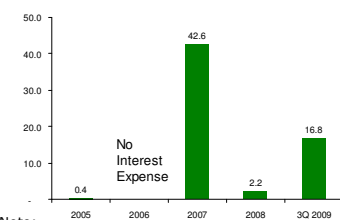
Net Income (Rp billion)



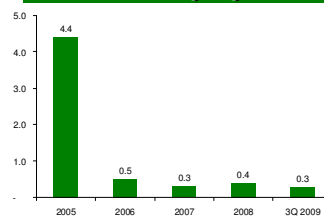
Net Debt (a) / EBITDA



Interest Coverage Ratio^(b)



Debt to Equity Ratio



Note:
 (a) Net Debt is total debt minus cash and cash equivalents
 (b) Interest Coverage Ratio is EBITDA divided by total interest and financial charges

PT Barito Pacific Tbk

Financial Highlights

Consolidated Financial Statements

in million Rp

	30 Sep	
	2009*	2008**
ASSETS		
Current Assets	6,057,548	7,234,881
Non Current Asset	10,690,320	12,698,713
Total Assets	16,747,868	19,933,594
LIABILITIES AND EQUITY		
Current Liabilities	2,822,950	3,112,557
Non Current Liabilities	4,911,664	5,685,594
Total Liabilities	7,734,614	8,798,151
Min. Int. in Net Assets of Sub.	2,412,599	2,415,636
Equity	6,600,655	8,719,807
Total Liabilities and Equity	16,747,868	19,933,594

* Audited ** Unaudited

Consolidated Financial Statements

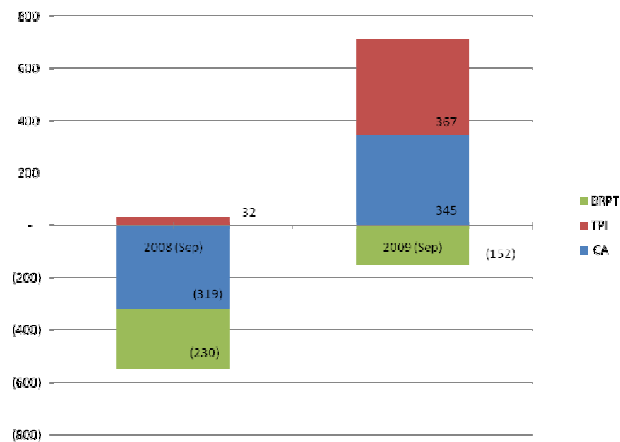
in million Rp

	30 Sep	
	2009*	2008**
Net Sales	10,504,988	14,024,981
Gross Profit	1,657,333	10,744
Income (Loss) from Operations	1,175,090	(438,769)
Income Before Tax	1,112,543	(627.691)
Net Income (Loss)	560,422	(516,920)

* Audited ** Unaudited

Net Profit

In billion Rp



Cash Flow & EBITDA

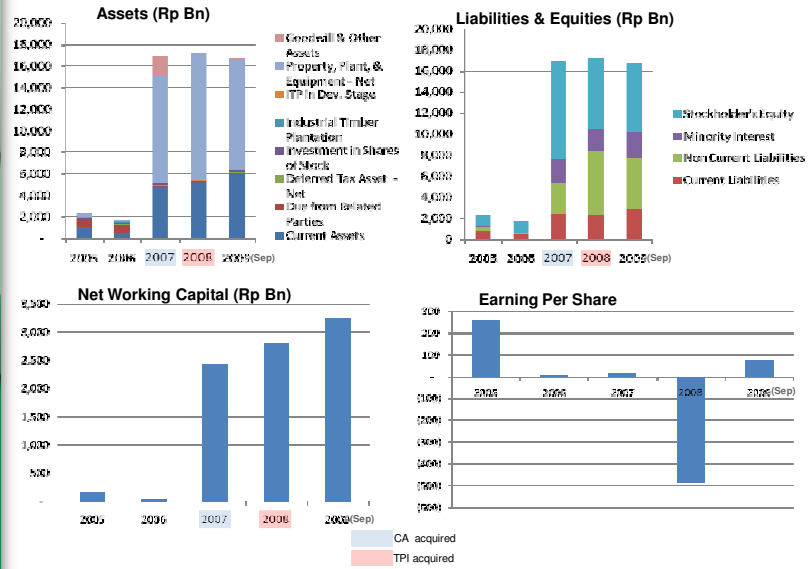
in million Rp

	(Jan - Sept) 2009			
	BRPT	CA	TPIA	Consolidated
Profit/(loss)	(150,758)	492,177	470,494	560,422
EBITDA	13,382	861,851	463,590	1,338,823
Cash Position	105,996	931,550	971,734	1,909,280

Detail of Debts (in USD)

Company	Banks	Principal (Sept 08)	Reduction	Principal (Sept 09)	Maturity
BRPT	Bank Mandiri	17,075,000	1,000,000	16,075,000	Jun-2016
	Senior Amortizing Loan	1,102,709	315,060	787,649	Dec-2010
	Zero Bond	2,800,000	-	2,800,000	Dec-2012
	Magna Resources	150,000,000	-	150,000,000	Jun-2011
	TOTAL DEBT	170,977,709	1,315,060	169,662,649	
TPIA	Syndicated Loan	55,000,000	-	55,000,000	Oct-12
CA	Syndicated Loan	200,000,000	44,249,162	155,750,838	Mar-2012
	SIHL	82,500,000	-	82,500,000	
	TOTAL DEBT	287,500,000	49,249,162	238,250,838	
SMI	Bank DBS, Indonesia	5,000,000	5,000,000	-	

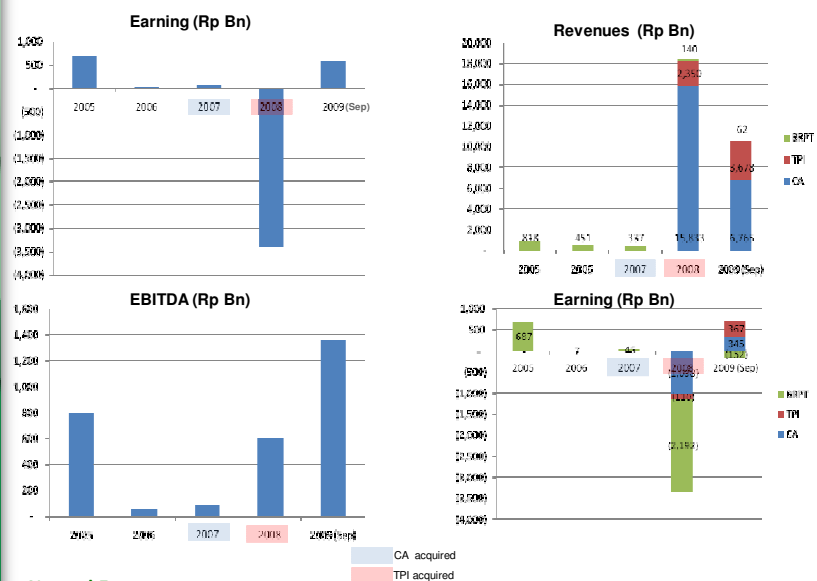
Selected Financial Data (1)



Natural Empowerment

PT Barito Pacific Tbk 31

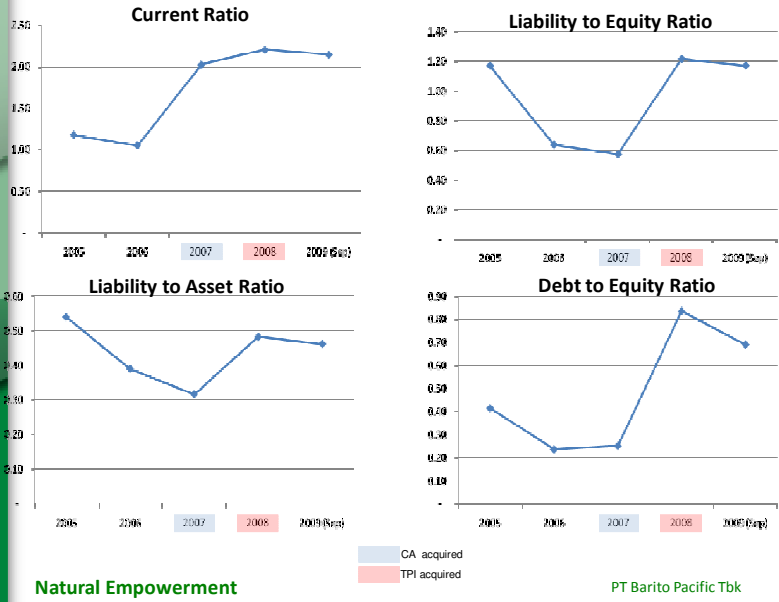
Selected Financial Data (2)



Natural Empowerment

PT Barito Pacific Tbk 32

Selected Financial Data (3)



Q & A